

MASTERColour CDM-T Elite

- Crisp white light
- Excellent color rendering (Ra 90)
- Reliable lifetime performance
- Stable color performance during lifetime
- Increased light output compared with regular MASTERColour lamps
- Improved maintenance compared with regular MASTERColour lamps

Application

- Accent and display lighting with a sparkling effect, excellent solution for Retail
- Decorative outdoor floodlighting

Part Number	Type	Watt/ Colour Code	Base	Package (pcs/pack)
112473	CDM-T35W/930EL	35W/930	G12	12
112484	CDM-T70W/930EL	70W/930	G12	12
112495	CDM-T150W/930EL	150W/930	G12	12



MASTERColour CDM-TC Elite

- Crisp white light
- Excellent color rendering (Ra 90)
- Reliable lifetime performance
- Stable color performance during lifetime
- Increased light output compared with regular MASTERColour lamps
- Improved maintenance compared with regular MASTERColour lamps

Application

- Accent and display lighting with a sparkling effect, excellent solution for Retail
- General and decorative lighting

Part Number	Type	Watt/ Colour Code	Base	Package (pcs/pack)
112506	CDM-TC35W/930EL	35W/930	G8.5	12
112517	CDM-TC70W/930EL	70W/930	G8.5	12



MASTERColour CDM-Tm Mini

- Crisp, sparkling light for a comfortable atmosphere
- Low heat generation
- Warm white colour impression
- Good colour rendering
- Miniature size allows design of very compact luminaires with high beam intensities for mounting close to illuminated object
- Easy replacement due to robust twist-lock socket
- Universal burning position

Application

- Accent and display lighting with a sparkling effect
- Decorative outdoor floodlighting

Part Number	Type	Watt/ Colour Code	Base	Package (pcs/pack)
112528	CDM-TM20W/830	20W/830	PGJ5	12
112539	CDM-TM35W/930	35W/930	PGJ5	12



MASTERColour CDM-T

- Warm or cool white colour impression
- Colour rendering good to excellent
- Allows small-size luminaire designs that give high beam intensities

Application

- Shops and shop windows, offices and public buildings
- Decorative outdoor: floodlighting and pedestrian areas

Part Number	Type	Watt/ Colour Code	Base	Package (pcs/pack)
112550	CGM-T20W/830	20W/830	G12	12
112561	CDM-T35W/830	35W/830	G12	12
112572	CDM-T35W/942	35W/942	G12	12
112583	CDM-T70W/830	70W/830	G12	12
112594	CDM-T70W/942	70W/942	G12	12
112605	CDM-T150W/830	150W/830	G12	12
112616	CDM-T150W/942	150W/942	G12	12
112627	CDM-T250W/830	250W/830	G12	12
112638	CDM-T250W/942	250W/942	G12	12



MASTERColour CDM-TC

- Warm or cool white colour impression with good colour rendering
- Allows very small-size luminaire designs that give high beam intensities

Application

- Sparkling effect, ideal for accent lighting
- General and decorative lighting

Part Number	Type	Watt/ Colour Code	Base	Package (pcs/pack)
112649	CDM-TC20W/830	20W/830	G8.5	12
112660	CDM-TC35W/830	35W/830	G8.5	12
112671	CDM-TC35W/942	35W/942	G8.5	12
112682	CDM-TC70W/830	70W/830	G8.5	12
112693	CDM-TC70W/942	70W/942	G8.5	12



MASTERColour CDM-TP

- Warm or cool white colour impression
- Colour rendering good to excellent
- Lamp design is well-suited to be used in luminaires for power-spots (high intensity)
- Double UV-Block quartz sleeves and a hard-glass outer bulb

Application

- Shops and shop windows, offices and public buildings
- Decorative outdoor: floodlighting and pedestrian areas

Part Number	Type	Watt/ Colour Code	Base	Package (pcs/pack)
112704	CDM-TP70W/830	70W/830	PG12-2	12
112715	CDM-TP70W/942	70W/942	PG12-2	12
112726	CDM-TP150W/830	150W/830	PGX12-2	12
112737	CDM-TP150W/942	150W/942	PGX12-2	12



MASTERColour CDM-Rm Mini Elite

- High-intensity beam of crisp white sparkling light makes merchandise look irresistible
- Easy to install and replace, reducing installation and relamping costs
- Fits in small luminaires which are less visible

Part Number	Type	Watt/ Colour Code/Beam	Base	Package (pcs/pack)
112748	CDMRMELM3510830	35W/930/10D	GX10	6
112759	CDMRMELM3525830	35W/930/25D	GX10	6
112770	CDMRMELM3540830	35W/930/40D	GX10	6



MASTERColour CDM-Tm Elite Mini

- High-intensity beam of crisp white sparkling light makes merchandise look irresistible
- Lowest Total Cost of Ownership as a result of high efficacy (same light, less energy or same energy, more light) and long life
- Fits in small luminaires which are less visible

Part Number	Type	Watt/ Colour Code	Base	Package (pcs/pack)
112781	CDMTMM35W/930EL	35W/930	GU6.5	12



MASTERColour CDM-Tm Mini GU6.5

- Stable color impression over lifetime
- High efficacy and high lumen maintenance for low operating costs and low heat generation
- Extra long life compared with halogen lamps
- Relatively low heat output enhances comfort for shoppers and staff
- Fully retrofit in existing GU6.5 luminaires
- UV Block for reduced fading risk of merchandise

Part Number	Type	Watt/ Colour Code	Base	Package (pcs/pack)
112792	CDM-TMM20W/GU65	20W/830	GU6.5	12



MASTERColour CDM-Rm Mini

- The miniaturized 50mm CDM reflector lamp makes it possible to use the smaller fixtures and has less clutter in the ceiling
- Suitable for open luminaires, Easy installation and easy maintenance
- Saves up to 60% energy compared to low voltage halogen lamps. Relatively low heat output
- This lamp gives the crisp white lighting effect with excellent colour stability

Part Number	Type	Watt/ Colour Code/Beam	Base	Package (pcs/pack)
112803	CDMRMM2010830	20W/830/10D	GX10	6
112814	CDMRMM2025830	20W/830/25D	GX10	6
112825	CDMRMM2040830	20W/830/40D	GX10	6



CDM Short Arc - short arc reflector lamps: perfect colors, long life

- Low cost of ownership
- Perfect colors

Part Number	Type	Watt/ Colour Code	Base	Package (pcs/pack)
112836	CDM-SAR150W/942	150W/942	cord	12



CDM-SA/T - short arc reflector lamps: perfect colors, long life

- High lumen output
- High beam intensity
- Excellent colors

Part Number	Type	Watt/ Colour Code	Base	Package (pcs/pack)
112847	CDM-SAT150W/942	150W	G12	12



MASTERCcolour CDM-TT

- Runs on SON gear so directly replaces equivalent wattage SON lamp for simple upgrade from yellow to white light

Part Number	Type	Watt/ Colour Code	Base	Package (pcs/pack)
112858	CDM-TT70W	70W/830	E27	12
112869	CDM-TT70W/942	70W/942	E27	12
112880	CDM-TT150W	150W/830	E40	12
112891	CDM-TT150W/942	150W/942	E40	12



CDM-ET - short arc reflector lamps: perfect colors, long life

- Runs on SON gear so directly replaces equivalent wattage SON lamp for simple upgrade from yellow to white light

Part Number	Type	Watt/ Colour Code	Base	Package (pcs/pack)
112902	CDM-ET70W	70W/830	E27	24
112913	CDM-ET150W	150W/830	E40	12



MASTERColour CDM-TD

- Warm or cool white colour impression
- Colour rendering good to excellent
- Retrofit in double-ended luminaires for quartz metal halide lamps (MHN/W-TD), thereby allowing to reduce operating costs and improve colour quality
- Burning position horizontal +/-45°

Application

- Shops and shop windows, offices and public buildings
- Decorative outdoor: floodlighting of facades, statues and monuments

Part Number	Type	Watt/ Colour Code	Base	Package (pcs/pack)
112924	CDM-TD70W/830	70W/830	RX7s	12
112935	CDM-TD70W/942	70W/942	RX7s	12
112946	CDM-TD150W/830	150W/830	RX7s	12
112957	CDM-TD150W/942	150W/942	RX7s	12



MASTERColour CDM-R111 - GX8.5 base

- High lamp efficacy
- Long lamp life time compared to incandescent and halogen lamps
- The ceramic discharge tube is optimally and stable positioned in the reflector
- Twist & Lock system
- UV-Block burner capsule
- Anti-glare cap design

Application

- Accent and decorative lighting: display lighting with sparkling, theatrical effects, even in surroundings with very high background ambient light levels like shops windows
- General lighting: in downlighters, a warm, comfortable atmosphere can be created

Part Number	Type	Watt/ Colour Code	Angle	Package (pcs/pack)
112968	CDMR111SP/20/83	20W/830	10°-spot	6
112979	CDMR111FL/35/94	35W/942	40°-flood	6
112990	CDMR111SP/35/94	35W/942	10°-spot	6
113001	CDMR111FL/70/94	70W/942	40°-flood	6
113012	CDMR111NF/70/94	70W/942	24°-narrow flood	6
113023	CDMR111SP/70/94	70W/942	10°-spot	6
113034	CDMR111NF/20/83	20W/830	24°-narrow flood	6
113045	CDMR111NF/35/94	35W/942	24°-narrow flood	6
113056	CDMR111SP/35/83	35W/830	10°-spot	6
113067	CDMR111NF/35/83	35W/830	24°-narrow flood	6
113078	CDMR111FL/35/83	35W/830	40°-flood	6
113089	CDMR111SP/70/83	70W/830	10°-spot	6
113100	CDMR111NF/70/83	70W/830	24°-narrow flood	6
113111	CDMR111FL/70/83	70W/830	40°-flood	6



MASTERColour CDM-R - E27 base

- Warm or cool white colour impression with good colour rendering
- High beam intensities are achieved very easy and efficiently from these compact reflector lamps

Application

- Shops and shop windows, offices and public buildings
- Decorative outdoor: floodlighting and pedestrian areas

Part Number	Type	Watt/ Colour Code	Angle	Package (pcs/pack)
113122	CDMR30NF/70/942	70W/942	30°-flood	6
113133	CDMR30NF/70/830	70W/830	30°-flood	6
113144	CDMR20SP/35/830	35W/830	10°-spot	12
113155	CDMR20FL/35/830	35W/830	30°-flood	12
113166	CDMR20SP/35/942	35W/942	10°-spot	12
113177	CDMR20FL/35/942	35W/942	30°-flood	12
113188	CDMR30SP/35/830	35W/830	10°-spot	6
113199	CDMR30FL/35/830	35W/830	30°-flood	6
113210	CDMR30SP/70/830	70W/830	10°-spot	6
113221	CDMR30FL/70/830	70W/830	40°-flood	6
113232	CDMR30SP/70/942	70W/942	10°-spot	6
113243	CDMR30FL/70/942	70W/942	40°-flood	6



MASTERColour CDM-i - E27 base

- Can be used in existing luminaires for PAR38 GLS or halogen lamps
- High energy efficiency
- Crisp white light of MASTERColour CDM
- Long life with stable color

Application

- Shops and shop windows for both accent and general lighting

Part Number	Type	Watt/ Colour Code	Angle	Package (pcs/pack)
113254	CDMI/SP/25/830	25W/830	10°-spot	6
113265	CDMI/NF/25/830	25W/830	25°-narrow flood	6
113276	CDMI/FL/25/830	25W/830	40°-flood	6



MHN-TD- Metal Halide

- Quartz discharge tube containing high-pressure mercury and a mixture of dysprosium, holmium and thulium halides (MHN-TD) or tin iodide (MHW-TD), with sodium and thallium added for colour correction and arc stabilisation
- Double-ended lamps housed in a tubular clear UV-Block quartz evacuated outer envelope
- Restricted burning position

Application

- Indoors - accent lighting, general lighting in downlighters, e.g. in shops and malls
- Downlighters, uplighters and wall-washers, e.g. in shops and malls
- Outdoors - floodlighting monuments, facades and billboards

Part Number	Type	Watt/Col.Code	Base	Package (pcs/pack)
113287	MHN-TD70W	70W/842	RX7s	12
113298	MHN-TD150W	150W/842	RX7s	12
113309	MHN-TD250W	250W/842	FC2	12
113320	MHW-TD70W	70W/730	RX7s	12
113331	MHW-TD150W	150W/730	RX7s	12



MASTER MHN-SA - Compact quartz metal halide with double-pinch

- Very compact source (Short Arc) with high luminous efficacy and superior colour rendering
- Double-pinch concept results in long lifetime
- Natural white colour appearance, high colour rendering and good colour stability
- Daylight colour temperature eases transition from daylight to artificial lighting

Application

- Professional sports lighting and floodlighting

Part Number	Type	Watt/Col.Code	Base	Volt	Package (pcs/pack)
113342	MHNSA1K8W2/856X	1800W/856	X830R	230	1
113353	MHNSA1K8W2/956X	1800W/956	X830R	230	1
113364	MHNSA1K8W2/956P	1800W/956	(P)SFC	230	1
113375	MHNSA1K8W4/956P	1800W/956	(P)SFC	400	1
113386	MHNSA2KW4/956X	2000W/956	X830R	400	1



MASTER MHN-LA - Compact quartz metal halide with double-pinch

- Compact source (Long Arc) with high luminous efficacy
- Double-pinch concept results in long lifetime
- Natural white colour appearance, high colour rendering and good colour stability
- Daylight colour temperature eases transition from daylight to artificial lighting

Application

- Professional and semi-professional sports lighting and floodlighting

Part Number	Type	Watt/Col.Code	Base	Volt	Package (pcs/pack)
113397	MHNLA1KW2/842X	1000W/842	X528	230	1
113408	MHNLA1KW2/956X	1000W/956	X528	230	1
113419	MHNLA2KW4/956X	2000W/956	X528	400	1
113430	MHNLA2KW4/842X	2000W/842	X528	400	1




MASTER MHN-SE - Very compact quartz metal halide with single-pinch

- Single-pinch concept for superior optical performance
- High luminous efficacy
- Natural white color appearance, very good color rendering and good color stability
- Daylight color temperature eases transition from daylight to artificial lighting

Application

- Professional sports lighting

Part Number	Type	Watt/Col.Code	Base	Volt	Package (pcs/pack)
113441	MHNSE2KW4/956G	2000W/956	GX22	400	1




MASTER MHN-FC - Compact quartz metal halide with double-pinch

- Double-pinch concept results in long lifetime
- Choice of 1000W and 2000W types
- Natural white color appearance
- Compact light source allows small luminaire design

Application

- Recreational sports and area floodlighting

Part Number	Type	Watt/Col.Code	Base	Volt	Package (pcs/pack)
113452	MHNFC1KW2/750X	1000W/750		230	1
113463	MHNFC1KW2/740X	1000W/740		230	1
113474	MHNFC2KW4/740X	2000W/740		400	1




MHN-SB - Compact quartz metal halide with single-pinch

- Compact source (Short Base lamp dimensions) with short electrode distance and high luminous efficacy
- Single pinch concept with long lifetime
- Natural white colour appearance, good colour rendering and stability
- Daylight colour temperature eases transition from daylight to artificial lighting

Application

- Semi-professional sports, area and floodlighting

Part Number	Type	Watt/Col.Code	Base	Volt	Package (pcs/pack)
113485	MHN SB2KW4/956K	2000W/956	cable	400	1



HPI-T - Quartz metal halide lamps with clear tubular outer bulb

- Unique 3-band technology resulting in high luminous efficacy, both initially and over long lifetime
- Renders a natural white colour appearance and good colour stability

Application

- Sports lighting, floodlighting of buildings and monuments, area lighting e.g. harbours and building sites

Part Number	Type	Watt/Col.Code	Base	Volt	Package (pcs/pack)
113496	HPI/T1000WE40	1000W/643	E40	220	4
113507	HPI/T2KW/380V	2000W/642	E40	380	4
113518	HPI/T2KW/220V	2000W/646	E40	220	4



MASTER HPI-T Plus - Quartz metal halide lamps with clear outer bulb

- Clear tubular outer bulb
- Unique 3-band technology resulting in high luminous efficacy, both initially and over long lifetime
- Renders a natural white colour appearance and good colour stability

Application

- Sports lighting, floodlighting of buildings and monuments, area lighting e.g. harbours and building sites, canopy lighting e.g. petrol stations, horticultural lighting

Part Number	Type	Watt/Col.Code	Base	Package (pcs/pack)
113529	HPIT250WE40PLUS	250W/645	E40	12
113540	HPIT400WE40PLUS	400W/645	E40	12



MASTER HPI Plus - Quartz metal halide lamps with opalized outer bulb

- Ovoid, internally white coated outer bulb
- Unique 3-band technology resulting in high luminous efficacy, both initially and over long lifetime
- Available in cool white and daylight colour appearance demonstrating good colour stability
- "S"-type for direct retrofit for HPL lamps
- "P"-type for use without protective front shield

Application

- High bay lighting, e.g. industrial workshops, exhibition halls, hypermarkets, shopping malls, DIY stores, churches, airports and train stations

Part Number	Type	Watt/Col.Code	Base	Package (pcs/pack)
113551	HPIPLUS400WBU-P	400W/745	E40	6
113562	HPIPLUS400WBUSP	400W/745	E40	6
113573	HPIPLUS250WBU-P	250W/745	E40	12
113584	HPIPLUS250WBU	250W/745	E40	12
113595	HPIPLUS400WBU	400W/745	E40	6
113606	HPIPLUS400W-HOR	400W/745	E40	6
113617	HPIPLUS400WBUS	400W/745	E40	6



Artcolour MH-T - Quartz metal halide lamps rendering coloured light

- Single-ended lamp with clear tubular outer bulb
- Available in three colours: blue, green and violet
- Suitable for direct replacement from regular white HPI-T illumination to coloured flood lighting

Application

- Decorative lighting of buildings, landmarks, statues, monuments, parks, resorts and attractions
- Multi-functional lighting for promotional, seasonal and festive purposes, at special events etc.

Part Number	Type	Watt	Base	Colour	Package (pcs/pack)
113628	MH-T400WE40BLUE	400W	E40	blue	6
113639	MH-T400WE40GRE	400W	E40	green	6
113650	MH-T400WE40VIOL	400W	E40	violet	6



MASTER CosmoWhite CPO-TW - Ceramic metal halide lamps

- Extreme high energy efficiency
- Unique new burner design and positioning in combination with best lamp fixation (PGZ12)
- Compact size: 50% smaller than SON/HPL systems
- New electronic gear platform meets the most demanding public lighting requirements

Application

- Urban Public Lighting for city centers, residential areas and roads

Part Number	Type	Watt/ Col.Code	Base	Package (pcs/pack)
113661	CPO-TW/45/628	45W/628	PGZ12	12
113672	CPO-TW/60/728	60W/728	PGZ12	12
113683	CPO-TW/90/728	90W/728	PGZ12	12
113694	CPO-TW/140/728	140W/728	PGZ12	12



MASTER CityWhite CDO-TT - Ceramic metal halide tubular lamps

- Robust lamp with long lifetime
- Directly retrofit on HPS (SON) installations for upgrade from yellow to white light
- Good colour rendering and harmonized warm white colour temperature

Application

- City centres, shopping centres and pedestrian areas, residential areas, road lighting and floodlighting

Part Number	Type	Watt/ Col.Code	Base	Package (pcs/pack)
113705	CDO-TT50W	50W/828	E27	12
113716	CDO-TT70W	70W/828	E27	12
113727	CDO-TT100W	100W/828	E40	12
113738	CDO-TT150W	150W/828	E40	12
113749	CDO-TT250W	250W/828	E40	12



MASTER CityWhite CDO-ET

Ceramic metal halide Outdoor with opalized ovoid outer bulb

- Robust lamp with long lifetime
- Directly retrofit on HPS (SON) installations for upgrade from yellow to white light
- Good colour rendering and harmonized warm white colour temperature

Application

- City centres, shopping centres and pedestrian areas, residential areas, road lighting and floodlighting

Part Number	Type	Watt/ Col.Code	Base	Package (pcs/pack)
113760	CDO-ET50W	50W/828	E27	24
113771	CDO-ET70W	70W/828	E27	24
113782	CDO-ET100W	100W/828	E40	24
113793	CDO-ET150W	150W/828	E40	12




BeneKit - Lamp & Gear conversion kit

- Energy savings greater than 40% possible
- Hazardous mercury content reduced by more than 70%
- A single box with all the lamp and gear components to convert many old-technology, inefficient mercury vapour luminaires to high efficiency MASTER CityWhite technology
- MASTER CityWhite lamps have higher efficiency and produce high quality, white light
- Electronic gear options available

Application

- Ideal for upgrading old-technology mercury vapour systems in luminaires that do not yet need replacement (typically 10 to 20 years old)
- Also suitable for upgrading 'heritage' luminaires or those with a significant design
- Luminaires must be 'closed' type due to use of MASTER CityWhite metal halide lamps
- Ideal for installations where energy use savings and environmental improvements are needed but where new luminaires are not yet possible or practical

Part Number	Type	Watt/ Col.Code	Base	Lamp type	Package (pcs/pack)
113804	BKIT/CDOET/70EM	70W/828	E27	frosted	4
113815	BKIT/CDOET/70EL	70W/828	E27	frosted	4
113826	BKIT/CDOTT/70EM	70W/828	E27	clear	4
113837	BKIT/CDOTT/70EL	70W/828	E27	clear	4



MASTER SOX-E - Low Pressure Sodium lamp

- Uniform sodium distribution in the discharge tube by means of dimples for a more stable discharge, higher efficacy and better lumen maintenance and lamp life
- Special coating of SOX-E outer tube results in higher lamp efficacy than SOX
- Monochromatic yellow colour with non-existent colour rendering

Application

- Road lighting, railway marshalling yards and crossings, airports, harbours and docks, quarries, foundries and rolling mills
- Security and orientation lighting

Part Number	Type	Watt	Base	Package (pcs/pack)
113848	SOXE18W	18W	BY22d	12
113859	SOXE26W	26W	BY22d	12
113870	SOXE36W	36W	BY22d	12
113881	SOXE66W	66W	BY22d	12
113892	SOXE91W	91W	BY22d	12
113903	SOXE131W	131W	BY22d	6



SOX - Low Pressure Sodium lamp

- Uniform sodium distribution in the discharge tube by means of dimples for a more stable discharge, higher efficacy and better lumen maintenance and lamp life
- Monochromatic yellow colour with non-existent colour rendering

Application

- Road lighting, railway marshalling yards and crossings, airports, harbours and docks, quarries, foundries and rolling mills
- Security and orientation lighting

Part Number	Type	Watt	Base	Package (pcs/pack)
113914	SOX35W	35W	BY22d	12
113925	SOX55W	55W	BY22d	12
113936	SOX90W	90W	BY22d	12
113947	SOX135W	135W	BY22d	12
113958	SOX180W	180W	BY22d	6

